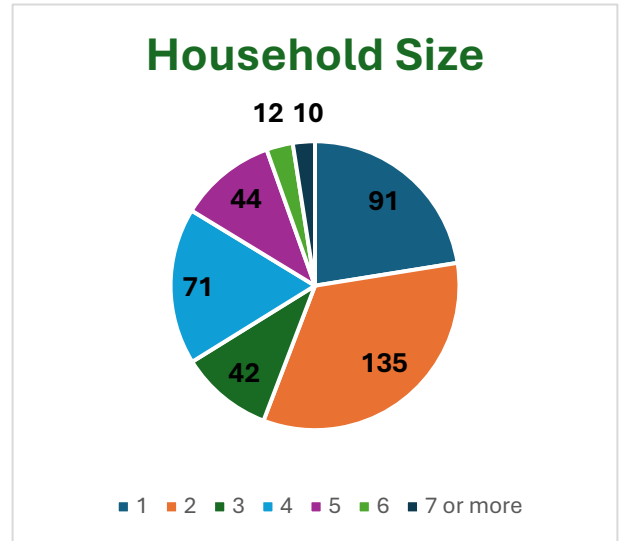
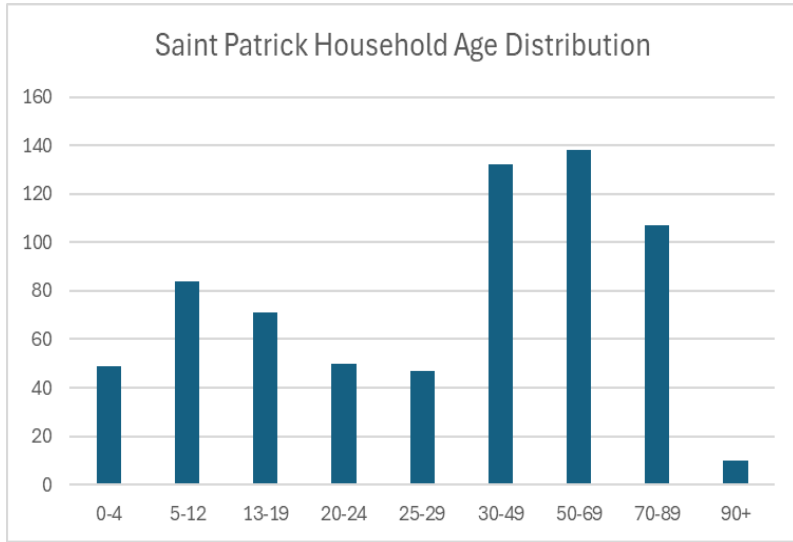


# 2025 Saint Patrick Demographic Survey Recap

**Number of registered households: 1042**

**410 Surveys Submitted (295 online, 110 paper copies at Mass)**

The following data is representative only of those households from which we received a survey response. However, it does give us a good idea of the demographics of those who are engaged at Mass or with our communications (Cornerstone, bulletin, etc). Questions were not “required” to be answered and not all participants answered all of the questions.

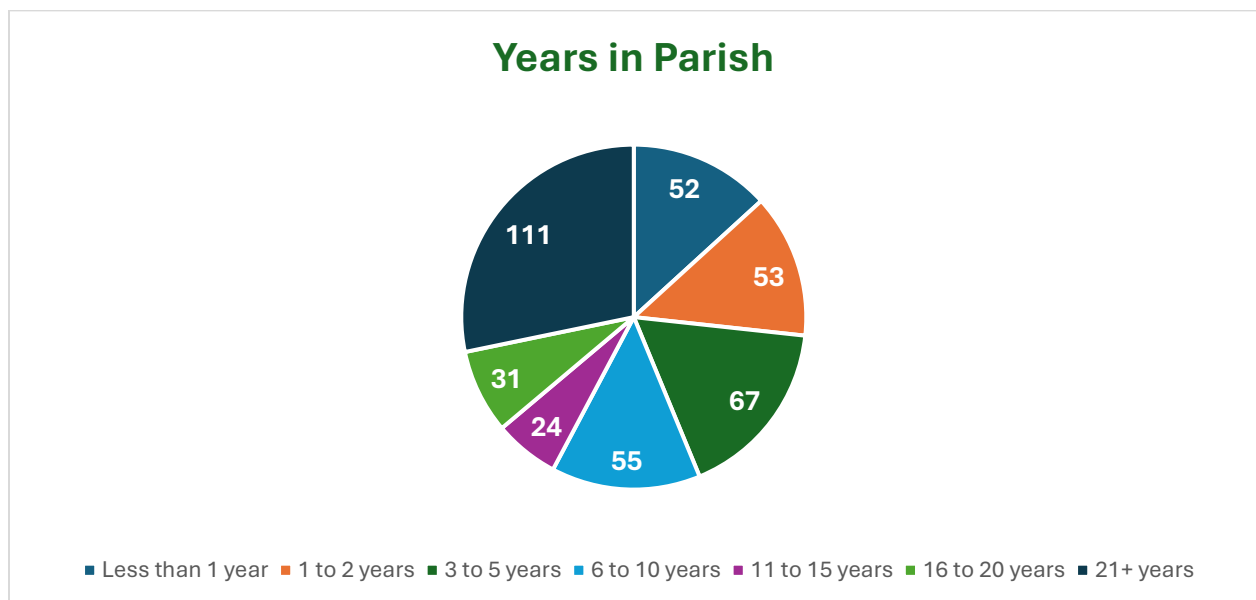


**Marital Status**

Single	56
Married	250
Divorced	35
Widowed	20

**Mass Attendance**

Seldom	52
Once a Week	277
Twice a Week	31
Three+ Times a Week	8



## Where we live

With the vast majority of those indicating where they live being Tacoma (294 submissions), the following cities were also noted:

<b>Auburn</b> <b>Bonney Lake</b> <b>Browns Point</b> <b>Dupont</b> <b>Edgewood</b> <b>Federal Way</b> <b>Fife Heights</b> <b>Fircrest</b>	<b>Frederickson</b> <b>Gig Harbor</b> <b>JBLM</b> <b>Lakebay</b> <b>Lakewood</b> <b>Maple Valley</b> <b>Olalla</b> <b>Olympia</b>	<b>Parkland</b> <b>Port Orchard</b> <b>Puyallup</b> <b>Ruston</b> <b>Spanaway</b> <b>Steilacoom</b> <b>University Place</b> <b>Yelm</b>
--	--	--

## Household Ethnicity Identified

African African American, Black, White African American/Black/Hispanic/Latino American/Black/White/ Multi-Racial/Asian/Other African American/ White Hispanic/White Asian Asian, German Black African Chinese/White Filipino	Filipino/Hispanic Latino/ White Hispanic Hispanic, Latino,Japanese Hispanic/Latino/Middle Eastern/White Hispanic/Latino/Vietnamese/ Korean Hispanic/White Irish Japanese,Middle Eastern, White Japanese/White Korean Korean/White	Multiracial Native American/Indigenous American/Indigenous,White Norwegian/Swedish Pacific Islander, Hawaiian,White Pacific Islander, Hawaiian,White Polish American White White African White/Asian White/Asian Pacific Islander White/Black/Hispanic White/European White/Hispanic White/Hispanic/Native
--	--	--

## Household Languages Spoken

<b>American Sign Language</b> <b>Cantonese</b> <b>Chamorro</b> <b>Chinese</b> <b>Danish</b> <b>English</b>	<b>Filipino</b> <b>French</b> <b>Kikuyu</b> <b>Korean</b> <b>Llocano</b> <b>Mandarin</b>	<b>Pilipino</b> <b>Spanish</b> <b>Swahili</b> <b>Tagalog</b> <b>Vietnamese</b> <b>Visayan</b>
---	---	--