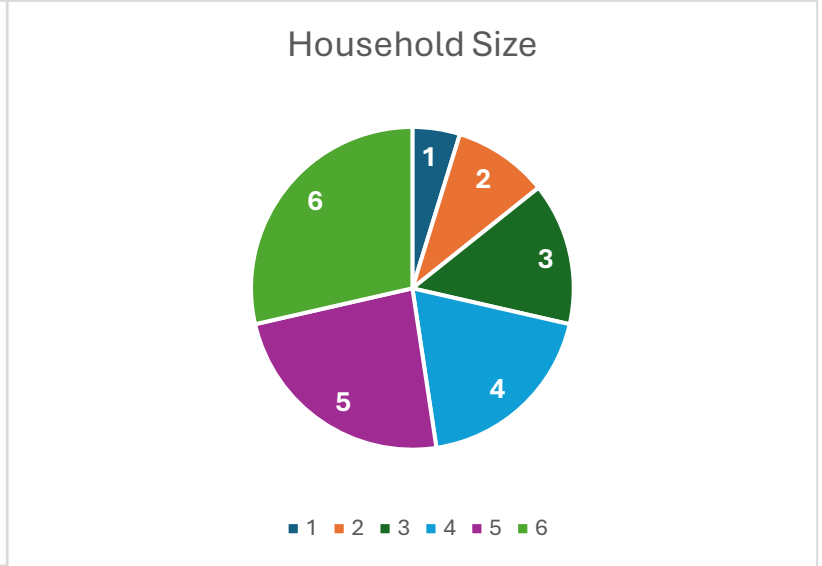
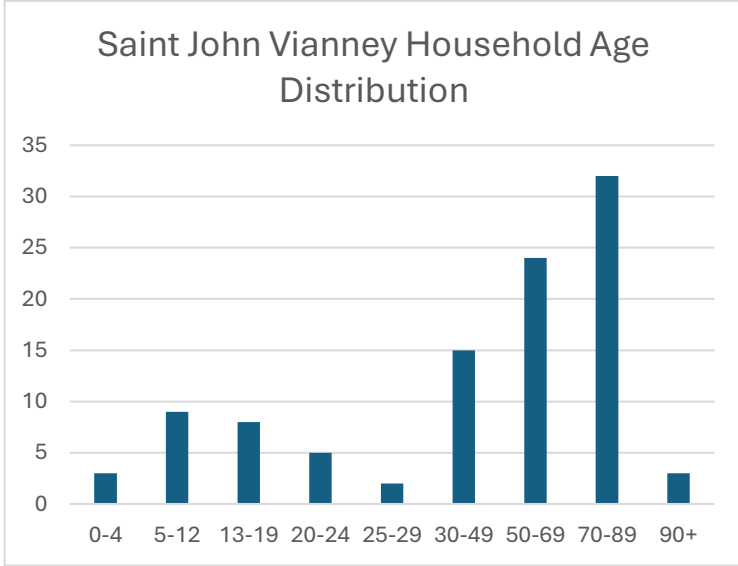


# 2025 Saint John Vianney Demographic Survey Recap

**Number of registered households: 158 | All but one participant are registered members.**

**(66 Surveys Submitted (online and paper format))**

The following data is representative only of those households from which we received a survey response. However, it does give us a good idea of the demographics of those who are engaged at Mass or with our communications (Cornerstone, bulletin, etc). Questions were not “required” to be answered and not all participants answered all of the questions.

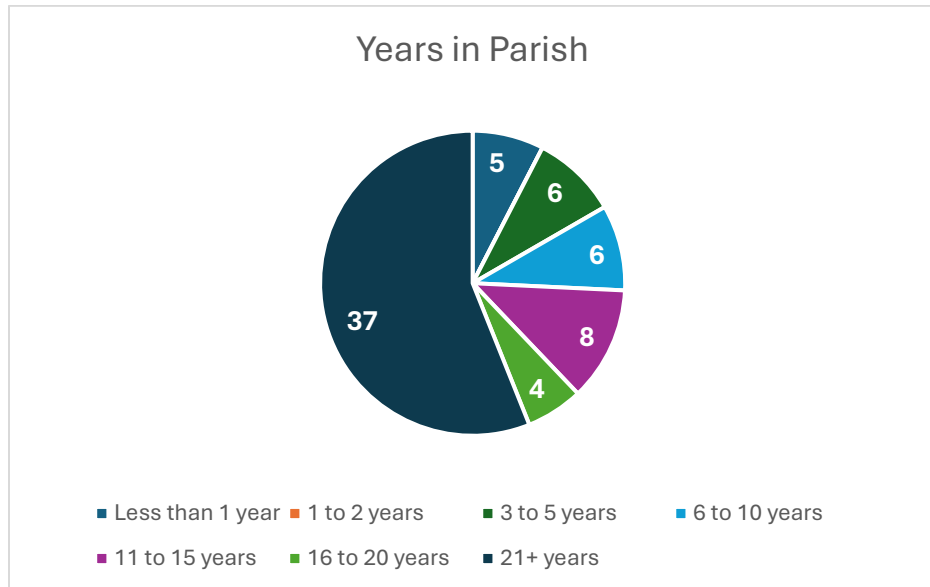


### Mass Attendance

Seldom	2
Once a Week	52
Twice a Week	7
Three+ Times a Week	3

### Marital Status

Single	6
Married	42
Divorced	5
Widowed	9



## Where we live

All but one participant recorded their home location as Vashon Island. One person indicated they live in Seattle and one that they split their time between the island and Seattle.

### Household Ethnicity Identified

Asian  
Hispanic  
White  
White/Asian  
White, Hispanic

### *Household Languages Spoken*

*English*  
*Filipino*  
*German*  
*Italian*  
*Spanish*  
*Swedish*